




















FOCUS O1E FACTORY



WHEEL SIZE	SIZE/CM	ARTICLE NO. EU
29"	S/42	628 013 010
29"	M/45	628 013 011
29"	L/48	628 013 012

-  Carbon frame, 100 mm F.O.L.D. kinematic, PF30 BB, 148x12 mm through axle, internal cable routing, Post Mount 160 mm
-  RockShox RS1 RLC, crown adjust, predictive steering, 15 mm QR, 120 mm travel
-  RockShox Monarch XX, 165/38, hardware: shaft 22,2x8 mm/body 22,2x8 mm, custom tune [HV]mm 380 125]
-  120/100 mm
-  Sram GX Eagle, 12-speed
-  Sram GX Eagle
-  Sram XG-1275, 10-50T
-  Sram Stylo Carbon, Boost 148, 32T
-  Token PF30
-  front: 32, rear: 10-50
-  BBB, carbon, flatbar, 720 mm, rise: 0 mm, backsweep: 9°
-  BBB, aluminium, 31.8 mm
-  Acros AIX-322, tapered, IS 42/286-IS52/40
-  Prologo Scratch X8
-  KindShock Zeta, 31,6 mm, 437 mm, 50 mm travel, remote for 1by only
-  Sram Level TL, 160 mm / 160 mm
-  DT Swiss M1650, 622-25, 148x12 mm / 110x15 mm, predictive steering
-  front: Ardent Race 2.2 TR/ EXO, foldable rear: Crossmark 2 2.2 TR/ EXO, foldable
-  Factory Brown matt/Yellow